Hybrid Pro Modular Kit:
Hybrid Pro Modular Kit 15

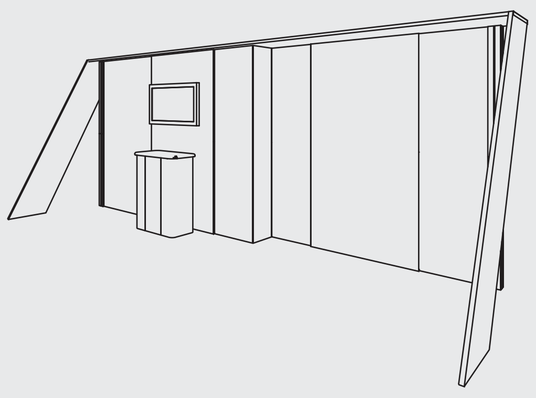

TEMPLATE @ 1/2 SIZE
Dye Sub Graphic Panel A, B, F
Total Graphic Area: 51.125”w x 98.375”h
Finished Graphic Area: 47.125”w x 94.375”h

Dye Sub Graphic Panel C
Total Graphic Area: 28”w x 98.375”h
Finished Graphic Area: 24”w x 94.375”h

Dye Sub Graphic Panel D
Total Graphic Area: 19.625”w x 98.375”h
Finished Graphic Area: 15.625”w x 94.375”h

Dye Sub Graphic Panel E
Total Graphic Area: 26.125”w x 98.375”h
Finished Graphic Area: 22.125”w x 94.375”h

Dye Sub Graphic Panel G
Total Graphic Area: 27.625”w x 98.375”h
Finished Graphic Area: 23.625”w x 94.375”h

Dye Sub Graphic Panel H (sides)
4 prints at:
Total Graphic Area: 32”w x 134”h
Finished Graphic Area: 22”w x 124”h

Dye Sub Graphic Panel H (top)
2 prints at:
Total Graphic Area: 243.375”w x 34”h
Finished Graphic Area: 233.375”w x 24”h

Please be sure to include 2” bleed around the perimeter of A, B, C, D, E, F and G.

Please be sure to include 5” bleed around the perimeter of H.

Please consider obstructions and spaces created by the extrusions when designing your graphics.

Please design the hybrid counter artwork on a separate template.

General Art Guidelines:

- CMYK Color Mode
- All Solid Coated Pantone colors should be called out in the art as spot colors
- Embed all images and support files
- Resolution must be 200-240 ppi at 1/2 size, 100-120 ppi at full size
- All fonts must be created to outlines
- Do not scale artboard
- Background color/images must bleed to the edge of artboard
- Do not use spot colors from template in your artwork as they will not print

PANEL A

REPRESENTS
OBSTRUCTION ONLY

PANEL B

Design on
hybrid counter 08
template

PANEL C

PANEL D

PANEL E

PANEL F

PANEL G

bleed area
trim line
safe zone

OUTSIDE

PANEL H - Left Outside

INSIDE

PANEL H - Left Inside

233.375" visual width + bleed

PANEL H - Top (Outside)

24" visual height + bleed

PANEL H - Top (Inside)

24" visual height + bleed

INSIDE

PANEL H - Right Inside

OUTSIDE

PANEL H - Right Outside

Hybrid Counter:
Counter 08

Back Graphic
Total graphic area: 77.125”w X 43.25”h
Total finished area: 73.125”w X 39.25”h

Front Door Graphic
Total graphic area: 15.35”w X 43.25”h
Total finished area: 11.35”w X 39.25”h

Please be sure to include the 2” bleed around the perimeter of the graphic. Do not design any critical elements (text, logos, etc.) within 1” of the edge (see innermost dotted line). Recommended front and side visual areas are indicated by gray boxes. Please note that we cannot guarantee the alignment of the front panel to the back panel due to the finishing.

General Art Guidelines:

- CMYK Color Mode
- All Solid Coated Pantone colors should be called out in the art as spot colors
- Embed all images and support files
- Resolution must be 100-120 ppi
- All fonts must be created to outlines
- Do not scale artboard
- Background color/images must bleed to the edge of artboard
- Do not use spot colors from template in your artwork as they will not print




safe area
trim line
bleed area