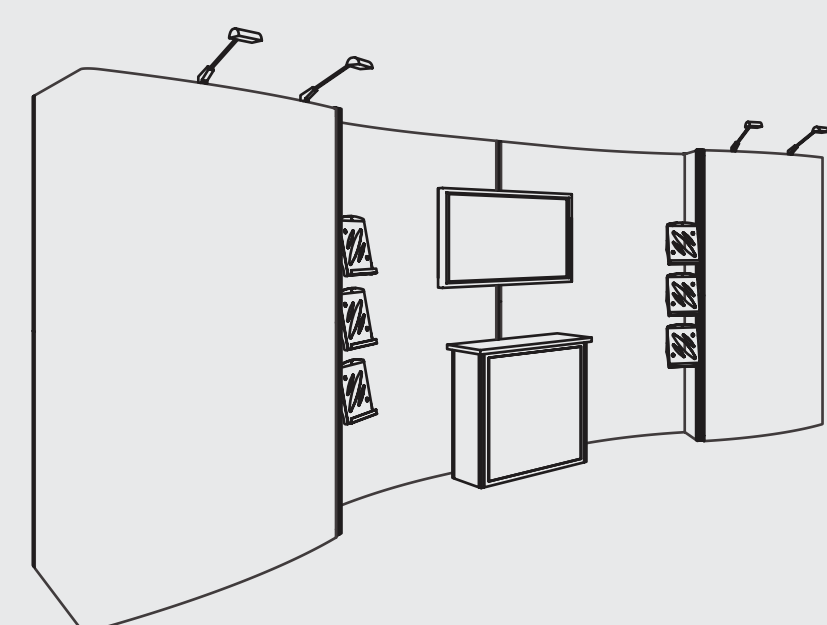


Hybrid Pro Modular Kit: Hybrid Pro Modular Kit 10



TEMPLATE @ 1/2 SIZE

Dye Sub Graphic Panel A and F
Total Graphic Area: 95.4375" w x 98.375" h
Finished Graphic Area: 91.4375" w x 94.4375" h

Dye Sub Graphic Panel B and E
Total Graphic Area: 15.6875 x 98.375" h
Finished Graphic Area: 11.6875" w x 94.375" h

Dye Sub Graphic Panel C and D
Total Graphic Area: 73.0625" w x 98.375" h
Finished Graphic Area: 69.0625" w x 94.375" h

UV Graphic Panel G (Cabinet Door)
Total Graphic Area: 32.625" w x 32.75" h
Finished Graphic Area: 31.625" w x 31.75" h

Please be sure to include a 2" bleed
around the perimeter of panel A, B, C, D, E and F.

Please be sure to include a .5" bleed
around the perimeter of panel G.

Please consider obstructions and spaces
created by the extrusions when designing
your graphics.

General Art Guidelines:

- CMYK Color Mode
- All Solid Coated Pantone colors should
be called out in the art as spot colors
- Embed all images and support files
- Resolution must be 200-240 ppi at
1/2 size, 100-120 ppi at full size
- All fonts must be created to outlines
- Do not scale artboard
- Background color/images must
bleed to the edge of artboard
- Do not use spot colors from template
in your artwork as they will not print


PANEL A



Literatu
Rack
Obstruc

PANEL B

are
K
tion




PANEL C

Instruction
for template
(set faces front)

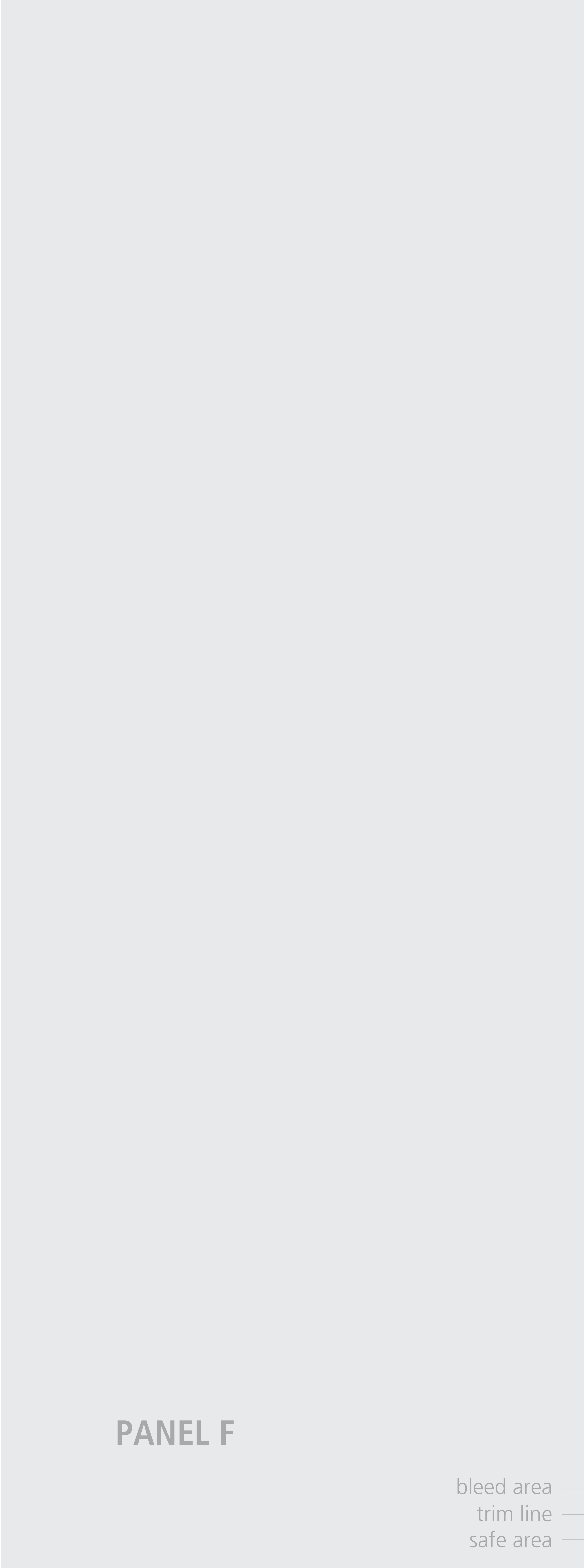
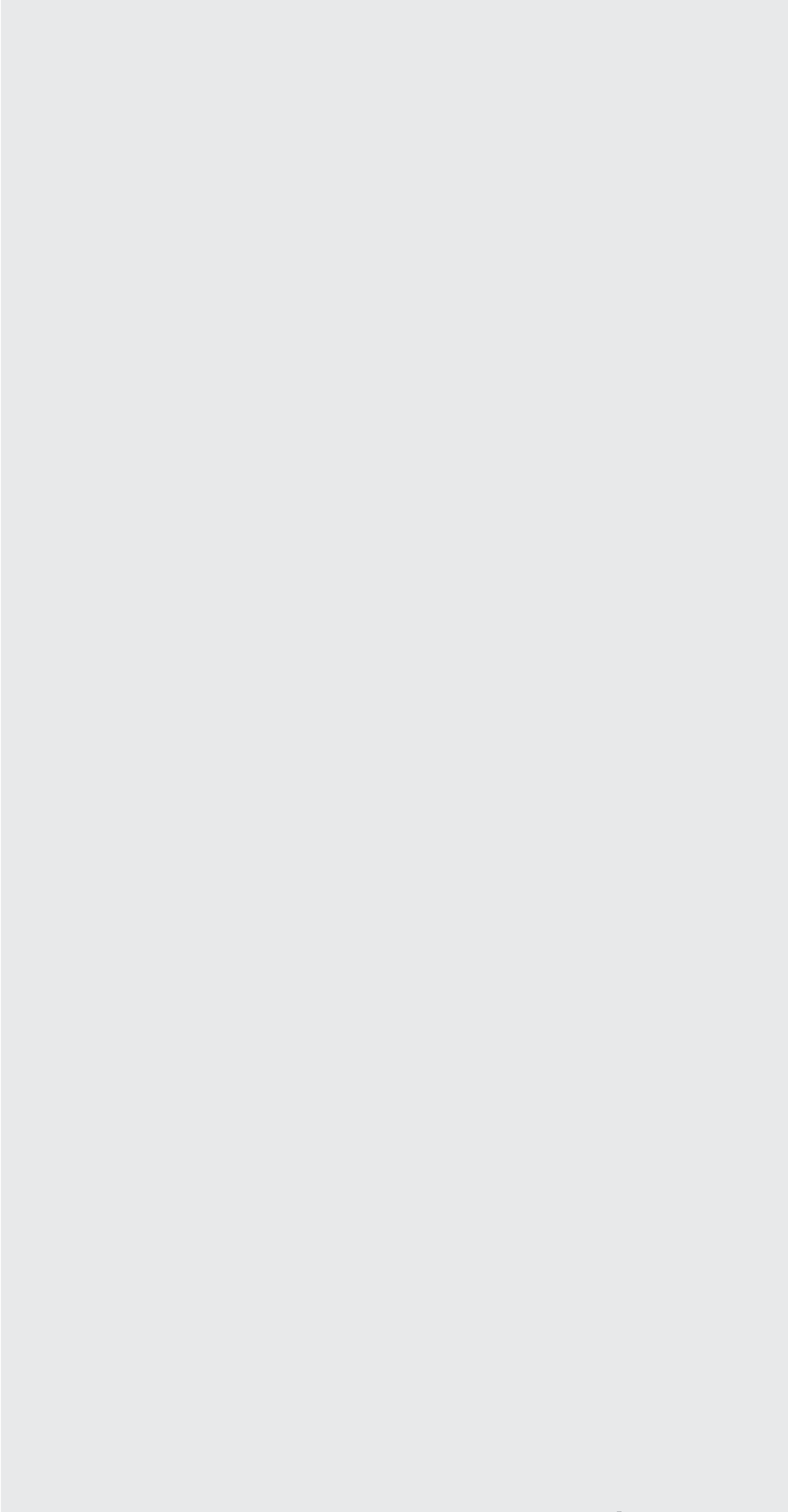
PANEL D

Lite
R
Obs



Temperature
Rack
Construction

PANEL E



PANEL F

bleed area —
trim line —
safe area —

PANEL G
Cabinet Graphic