

Steps 1&2. Attach left and right lower columns to feet using 2 **short** knobs per column. Install gusset caps.



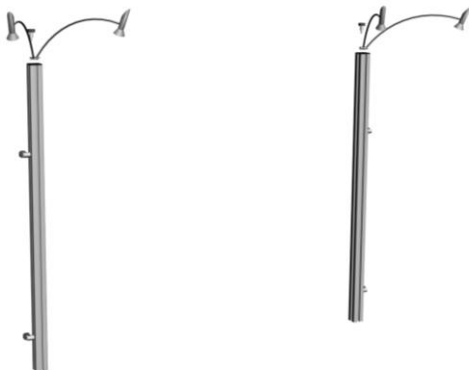
Step 3. Attach counter legs to counters using 2 **long** knobs per leg.




Step 4. Attach counters to backwall from underneath using one **long** knob per counter.




Step 5. Attach stem lights to upper columns using one **long** knob per column.



Steps 6&7. Attach left and right upper columns to lower columns using 2 **short** knobs per column.



Step 8. Connect upper and lower graphic hangers.



Step 9. Slide upper and lower graphic hangers into graphic and hang graphic.

