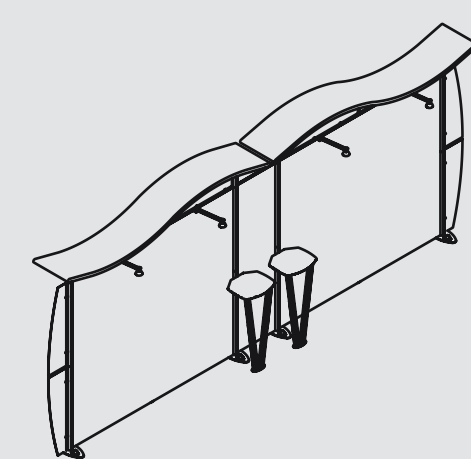


Linear: Linear Kit 27: 20X10 Booth



Graphics @ 50%

Center 10X10 (Qty 2)

Total Graphic Area: 97.625" w X 88" h

Trim Graphic Area: 93.625" w X 84" h

Connector Panel

Total Graphic Area: 26.25" w X 88" h

Trim Graphic Area: 22.25" w X 84" h

Please be sure to include a 2" bleed around the perimeter of the center and connector graphics

Panels A, B, G, and H (Accent Wings):

Total Graphic Area: 11.4" w X 42.63" h

Trim Graphic Area: 10.4" w X 41.63" h

Panels D and E (Accent Header 1):

Total Graphic Area: 46.76" w X 8.61" h

Trim Graphic Area: 45.76" w X 7.61" h

Panels C and F (Accent Header 2):

Total Graphic Area: 46.82" w X 13.96" h

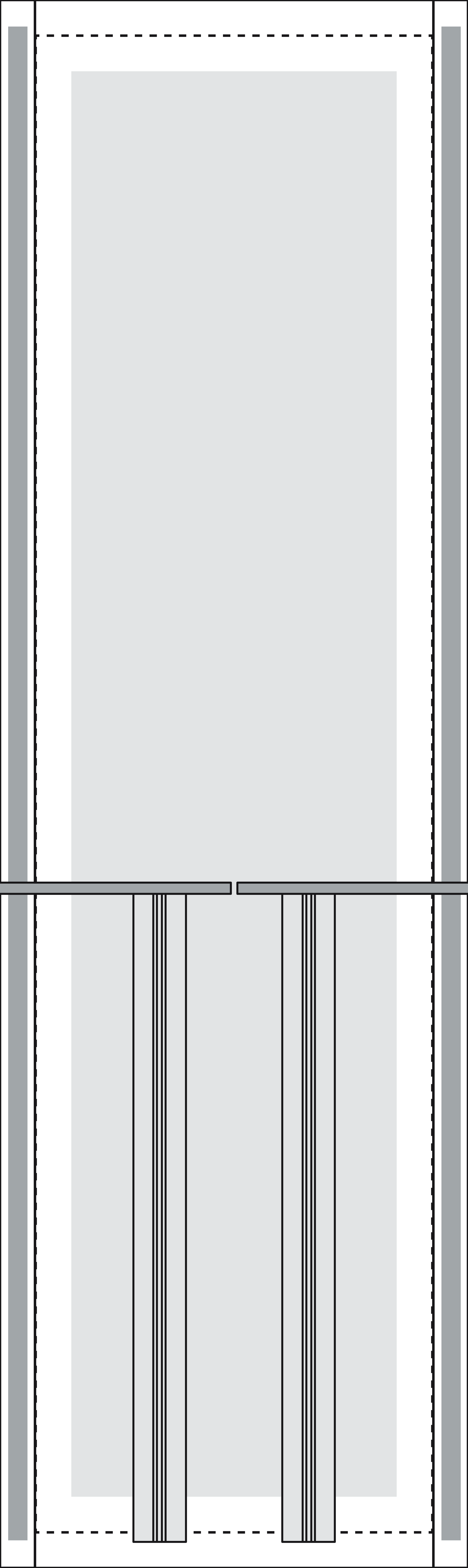
Trim Graphic Area: 45.82" w X 12.96" h


Please be sure to include a 1/2" bleed around the perimeter of all wings and header graphics

Please consider obstructions such as tables when designing your graphics

General Art Guidelines:

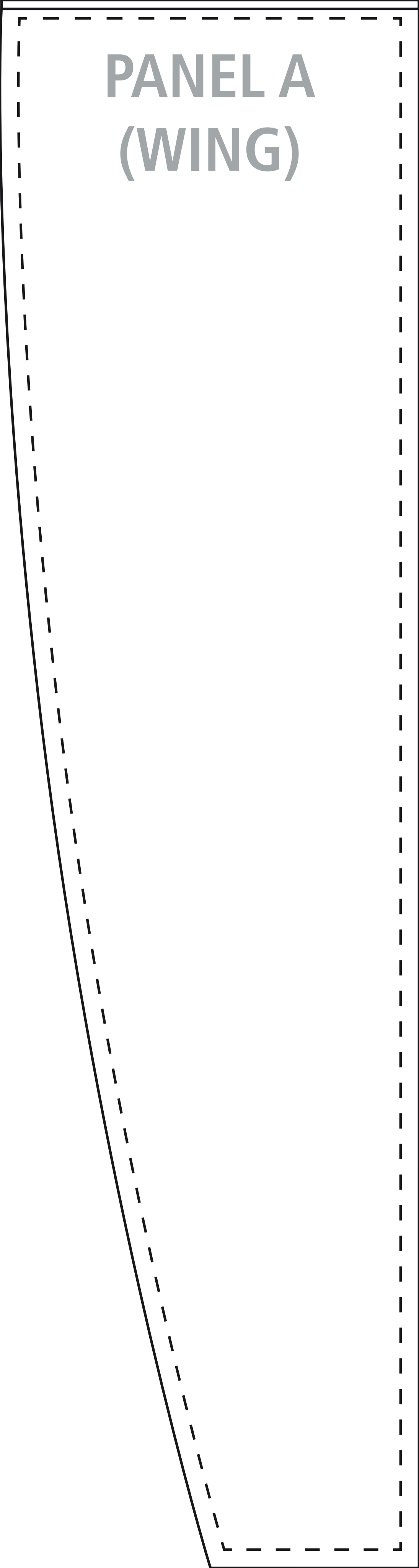
- CMYK Color Mode
- All Solid Coated Pantone colors should be called out in the art as spot colors
- Embed all images and support files
- Resolution must be 200-240 ppi at half scale, 100-120 ppi at full scale
- All fonts must be created to outlines
- Do not scale artboard
- Background color/images must bleed to the edge of artboard
- Do not use spot colors from template in your artwork as they will not print

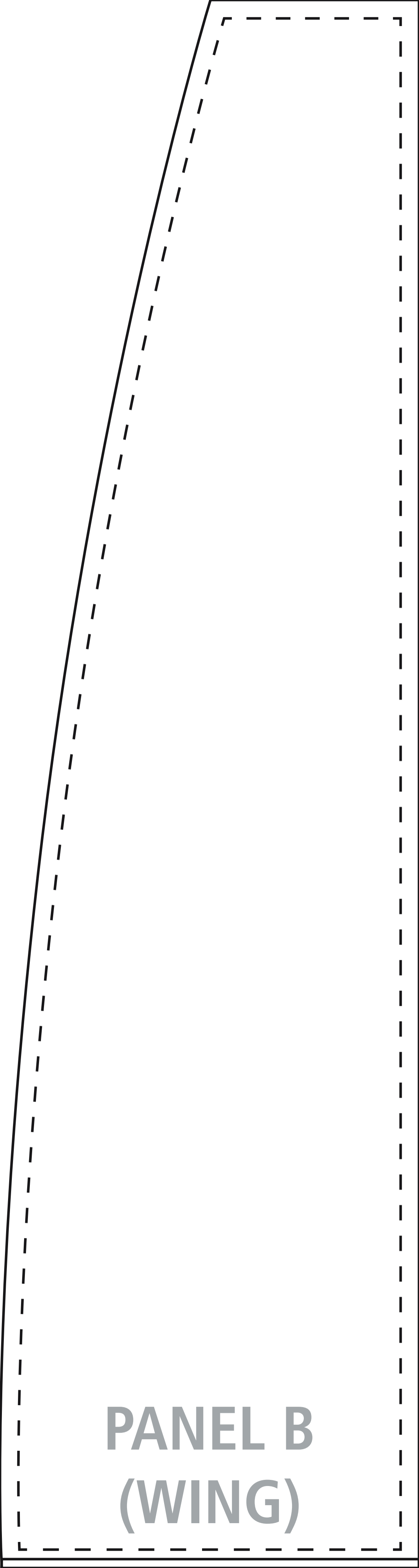




bleed area —
trim line —
safe zone —

PANEL A (WING)

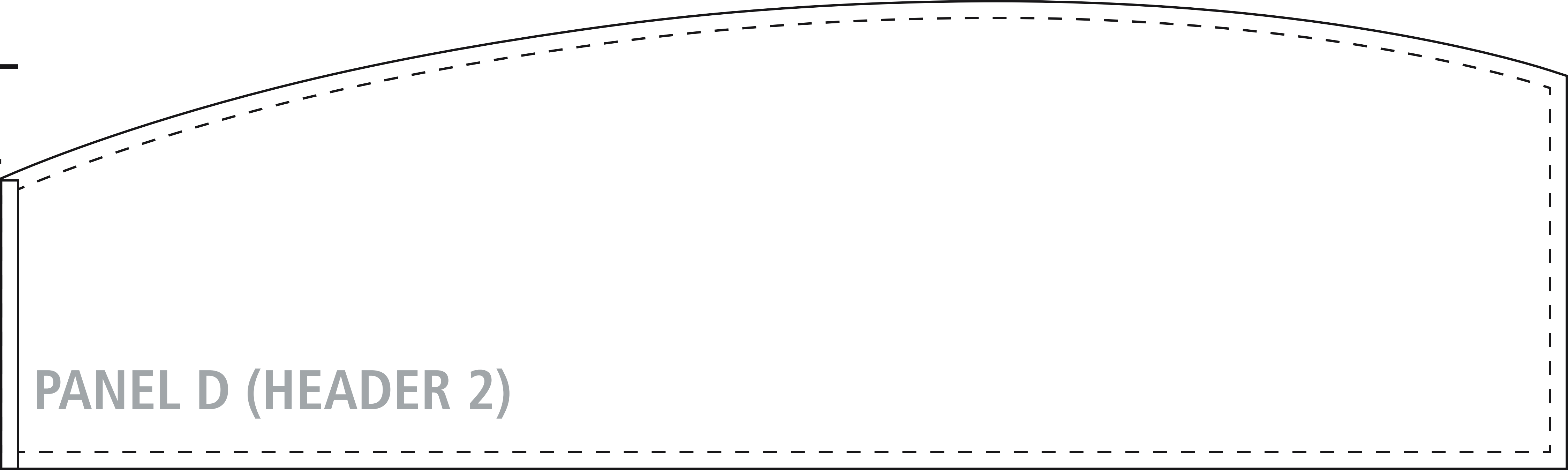




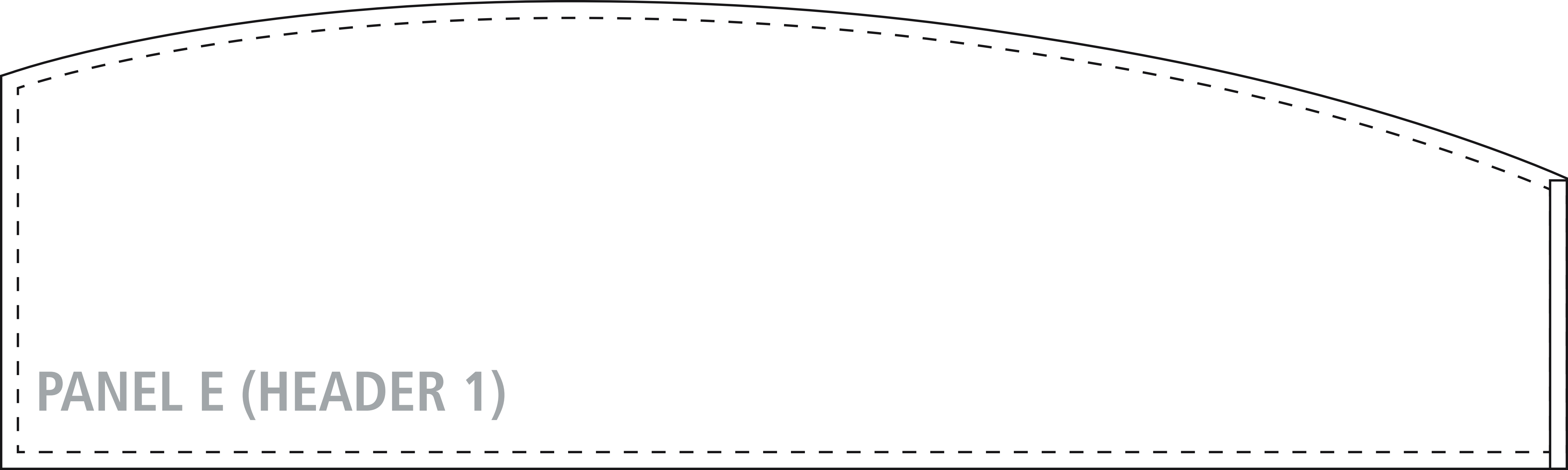
**PANEL B
(WING)**



PANEL C (HEADER 1)



PANEL D (HEADER 2)



PANEL E (HEADER 1)



PANEL F (HEADER 2)



**PANEL G
(WING)**

PANEL H (WING)

bleed —
trim —

