

ACI

DESIGN

Marketing Displays

800.447.0057

www.acidesign.com

A

Xclaim 1X3 Kit 2



Panel A - 1x2 Vertical Thread Panel:
Total Graphic Area: 31.375" w x 61.125" h
Finished Size: 27.375" w x 57.125" h

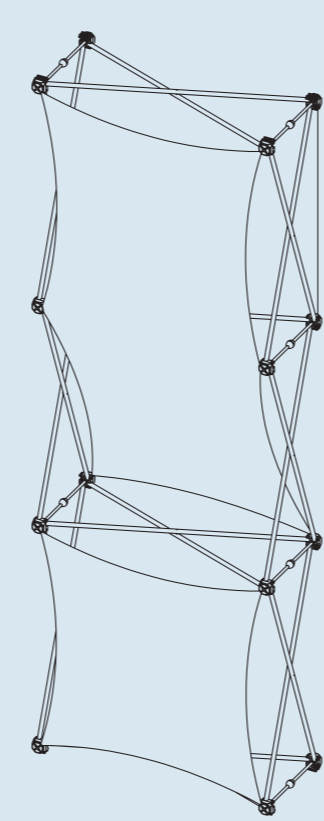
Panel B - 1x1 Flat Front Panel:
Total Graphic Area: 31.375" w x 31.375" h
Finished Size: 27.375" w x 27.375" h

Please be sure to include a 2" bleed around the perimeter of the graphic

Please note that this template does not show the obstructions that may occur due to the graphic twisting. Please also note that there will be some distortion on these graphics once they are mounted to the frame due to the stretch of the material.

The front and back connections are color coded on this template to represent how the graphic will be mounted to the frame.

-  Front Connection
-  Back Connection



General Art Guidelines:

- CMYK Color Mode
- All Solid Coated Pantone colors should be called out in the art as spot colors
- Embed all images and support files
- Resolution must be 100-120 ppi
- All fonts must be created to outlines
- Do not scale artboard
- Background color/images must bleed to the edge of artboard
- Do not use spot colors from template in your artwork as they will not print

**LIGHT COLOR AREA WILL
SLANT BACK ON ANGLE
- PLEASE KEEP ALL
CRITICAL TEXT IN
DARK COLOR AREA**

B

**CRITICAL ELEMENTS
INSIDE OF BOX TO
AVOID DISTORTION**

trim line
bleed area

ACI

DESIGN

Marketing Displays

800.447.0057

www.acidesign.com

A

Xclaim 1X3 Kit 2



Panel A - 1x2 Vertical Thread Panel:
Total Graphic Area: 31.375"w x 61.125"h
Finished Size: 27.375"w x 57.125"h

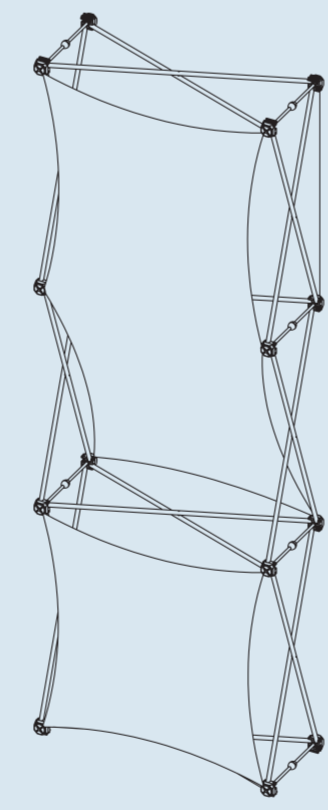
Panel B - 1x1 Flat Front Panel:
Total Graphic Area: 31.375"w x 31.375"h
Finished Size: 27.375"w x 27.375"h

Please be sure to include a 2" bleed around the perimeter of the graphic

Please note that this template does not show the obstructions that may occur due to the graphic twisting. Please also note that there will be some distortion on these graphics once they are mounted to the frame due to the stretch of the material.

The front and back connections are color coded on this template to represent how the graphic will be mounted to the frame.

-  Front Connection
-  Back Connection



General Art Guidelines:

- CMYK Color Mode
- All Solid Coated Pantone colors should be called out in the art as spot colors
- Embed all images and support files
- Resolution must be 100-120 ppi
- All fonts must be created to outlines
- Do not scale artboard
- Background color/images must bleed to the edge of artboard
- Do not use spot colors from template in your artwork as they will not print

**LIGHT COLOR AREA WILL
SLANT BACK ON ANGLE
- PLEASE KEEP ALL
CRITICAL TEXT IN
DARK COLOR AREA**

